

Legends / Notes:

1. THIS DRAWING HAS BEEN PREPARED FOR THE EXCLUSIVE USE OF
RENTSAS, FOR PURPOSES OF CONCEPTUAL PLAN DEVELOPMENT ONLY
AND ANY THIRD PARTY USE OF THESE DRAWINGS BEYOND THIS
ORIGINAL PURPOSE SHOULD BE VERIFIED FOR CONTENT AND ACCURACY

OCUPIADO

 BUILDING COMMON

 VERTICAL PENETRATION

 FLOOR COMMON

TENANT AREA MEASUREMENTS HAVE BEEN CALCULATED BASED ON THE FOLLOWING PRINCIPLES OF MEASUREMENT:

- EXCLUSIVE OF BUILDING AND FLOOR COMMON AND VERTICAL PENETRATION ASSIGNED SPACES, INCLUDING THE WALLS THAT ENCLOSURE THEM
- TO CENTRELINE OF SHARED TENANT DIVIDING WALLS.
- TO GLASS WHERE VERTICAL HEIGHT IS GREATER THAN FIFTY FEET
- TO INSIDE FACE OF OUTSIDE PERIMETER WALLS.
- TO INSIDE FACE OF EXCLUSIVE USE WASHROOMS.
- SOME ARBITRARY LOCATIONS OF MEASUREMENT TERMINATION POINTS ARE NECESSARY TO AVOID OVERLAP OR GAPS.
- SOME WALLS ARE SKEWED AND WOULD APPEAR TO BE THE ACTUAL EXTERIOR WALLS OF PREVIOUS PHASES OF DEVELOPMENT.
- COMMON USE AREAS, INCLUDING HALLWAYS, SERVICE ROOMS, WASHROOMS AND STAIRWAYS ARE NOT INCLUDED IN ILLUSTRATION PURPOSES ONLY AND SHOULD NOT BE CONSIDERED AS REPRESENTING CLASSIFICATION OF USE, OCCUPANCY OR FUNCTION.

IDT CANADA
603 March Rd., Ottawa, Canada

AREA MEASUREMENTS

SECOND FLOOR





	Drwg#: A00
	Scale: 1 : 100

workplace planning & design
www.apocorps.ca
(416) 763-4000



NOTE: FOR COMPLETE VERIFICATION, ITEMS SHOULD BE CROSS-REFERENCED WITH VERIFICATION OF EXTERIOR ENVELOPE, AND REFLECTED CEILING PLAN

1. THIS DRAWING HAS BEEN PREPARED FOR THE EXCLUSIVE USE OF
RENTUSAS, FOR PURPOSES OF CONCEPTUAL PLAN DEVELOPMENT ONLY
AND ANY THIRD PARTY USE OF THESE DRAWINGS BEYOND THIS
ORIGINAL PURPOSE SHOULD BE VERIFIED FOR CONTENT AND ACCURACY.

-  OCCUPIED
 BUILDING COMMON
 VERTICAL PENETRATION
 FLOOR COMMON

DISCLAIMER:
THIS DRAWING HAS BEEN PREPARED OVER A PERIOD OF
MANY YEARS, ON AN AD HOC BASIS TO MEET THE NEEDS
OR PURPOSES OF THE DAY, IS INCOMPLETE AND HAS NOT
BEEN CROSS-CHECKED TO GENERALLY ACCEPTED PRINCIPLES
OF VERIFICATION.

TENANT AREA MEASUREMENTS HAVE BEEN CALCULATED BASED ON THE FOLLOWING PRINCIPLES OF MEASUREMENT:

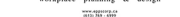
- EXCLUSIVE OF BUILDING AND FLOOR COMMON AND VERTICAL PENETRATION ASSIGNED SPACES, INCLUDING THE WALLS THAT ENCLOSE THEM
- TO CENTRELINE OF SHARED TENANT DENSING WALLS.
- TO GLASS WHERE VERTICAL HEIGHT IS GREATER THAN FIFTY PERCENT IN VERTICAL GLASS
- TO INSIDE FACE OF OUTSIDE PERIMETER WALLS.
- TO INSIDE FACE OF EXCLUSIVE USE WASHROOMS.
- SOME ARBITRARY LOCATIONS OF MEASUREMENT TERMINATION POINTS ARE NECESSARY TO DETERMINE SQUARE FEET.
- SOME WALLS ARE SKEWED AND WOULD APPEAR TO BE THE ACTUAL EXTERIOR WALLS OF PREVIOUS PHASES OF DEVELOPMENT.
- COMMON USE AREAS, INCLUDING HALLWAYS, SERVICE ROOMS, WASHROOMS AND STAIRWAYS ARE NOT INCLUDED IN THIS ILLUSTRATION PURPOSES ONLY AND SHOULD NOT BE CONSIDERED AS REPRESENTING CLASSIFICATION OF USE, OCCUPANCY OR FUNCTION.

IDT CANADA
603 March Rd., Ottawa, Canada

AREA MEASUREMENTS

SECOND FLOOR

Condition	Control (%)	MCI (%)	AD (%)
0	75	75	75
1	85	80	78
2	90	82	79
3	95	85	80

[illegible]

NOTE: FOR COMPLETE VERIFICATION, ITEMS SHOULD BE CROSS-REFERENCED WITH VERIFICATION OF EXTERIOR ENVELOPE, AND REFLECTED CEILING PLAN